

BICYCLE NOVA SCOTIA ANNUAL REPORT 2018-19

A YEAR IN REVIEW

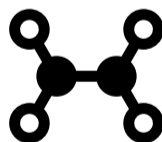


BICYCLE.NS.CA



Annual Report 2018

Co-President's Report	3
General BNS Operations Updates	5
BNS Represented by board members or Staff on:	5
2018 Registrar Report	6
Summary of membership data	6
Distribution of membership by Sector and Gender.....	6
Club Membership Data	6
Staff- and Sector-led Projects.....	7
Transportation network expansion and Advocacy	7
Recreation and Touring	8
Competition	10
Athlete Development	10
Team Nova Scotia	10
Income Statement.....	12
Balance Sheet	14



CO-PRESIDENT'S REPORT

Greetings from Bicycle Nova Scotia and welcome to the 2019 BNS AGM!

We continue to work to bring Bicycle Nova Scotia together as a strong and cohesive organization, serving all cyclists, no matter where, what or how you ride. This year, we continue to improve governance and processes at BNS and are very pleased that our ratings for our recreation and sport sectors improved significantly during a review by Sport Nova Scotia. We thank our dedicated board members who give of their time to help make BNS the best it can be.

Last year saw a lot of growth for BNS. Having hired a new Provincial Coach, Jon Burgess, Nova Scotia is now poised to be a contender in National-level competition —as was shown by the Nova Scotia High Performance Team in the Tour de l’Abitibi this summer. We’re also excited to note our Development Team will be working with today’s youth, who we believe will become top performers in the future!

Our Road Education & Bikeways Advocacy staff have been busy as well. Led by Ben Buckwold REBA staff have been encouraging the adoption of more consistent bikeway design standards, and advocating for better road safety legislation for cyclists leading up to the creation of the new Traffic Safety Act of Nova Scotia. We continue to add to the Blue Route, sometimes more slowly than we would like, but we are committed to the long term vision of a province connected by safe routes for cyclists. In order to attract cycle-tourists to Nova Scotia, and encourage NS riders to explore the province, Adam Barnett has been busy authoring an updated version of our 1995 *Where to Cycle In Nova Scotia* which we expect to launch in the summer of 2019. Lynne Pascoe also continued as our Women on Wheels coordinator, working with communities to increase the number of women taking part in cycling activities.

With 2018 behind us, we have 2019 squarely in our sights and are looking forward to another successful year of cycling in Nova Scotia!

— lola doucet and Susanna Fuller

2018 BNS BOARD OF DIRECTORS

Co-President (Competition) — lola doucet

Co President (Recreation and Transportation) — Susanna Fuller

Registrar — Allan Scott

Secretary — Gaynor Ferguson

Treasurer — Mike Kennedy

VP Education — John Schaffner

VP Mountain Bike Competition — Darren Oickle

VP Off Road Advocacy — Tim Farmer

VP Recreation & Touring — Jesslyn Fowlie

VP Roads, Bikeways & Advocacy — John Trites

VP BMX — Vacant

VP Road Competition — Zachary Steinman

VP Marketing — Vacant

VP Athlete Development — Vacant

Event Coordinator — Lorenzo Caterini

Member-at-Large — Mary-Ellen Donovan

BNS STAFF:

Administrative Officer

Steve Bedard

Blue Route Implementation Director

Ben Buckwold

BNS Engineer

Nabila Chateur

Communication and Outreach Coordinator

Adam Barnett

BSN Coach

Jon Burgess

Women on Wheels Coordinator

Lynne Pascoe

GENERAL BNS OPERATIONS UPDATES

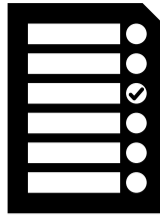
- 1 brand new BNS event tent and 3 BNS flags used by Competitive and Recreation sectors
- 1 new Engineering position dedicated to standardizing trail conditions and road design
- 1 new Provincial Coach who is developing our present and future athletes
- Over 2,619 Facebook Followers on our BNS account
- Over 1,418 Twitter followers on our BNS account
- 64 Bike Friendly Certified Businesses, Workplaces and Residences
- 8 BNS Media Releases about racing, touring, fitness and safety
- 24 Associated and Affiliated clubs
- 1 National competitive event (Kentville Canada Cup)

BNS REPRESENTED BY BOARD MEMBERS OR STAFF ON:

- Road Safety Advisory Committee during 2018 MVA amendments
- Provincial Blue Route team
- HRM Active Transportation Advisory Committee
- Nova Scotia Trails Federation Board of Directors
- Federation of Nova Scotia Municipalities AT Committee
- Represented Nova Scotia on the national Interprovincial Council (IPC) as part of Cycling Canada and was involved in interviewing and electing Cycling Canada Cyclism new President.



Hot Chocolate stop just outside of Miners Marsh in Kentville, NS during the Mayors' Ride for Devour!



2018 REGISTRAR REPORT

SUMMARY OF MEMBERSHIP DATA

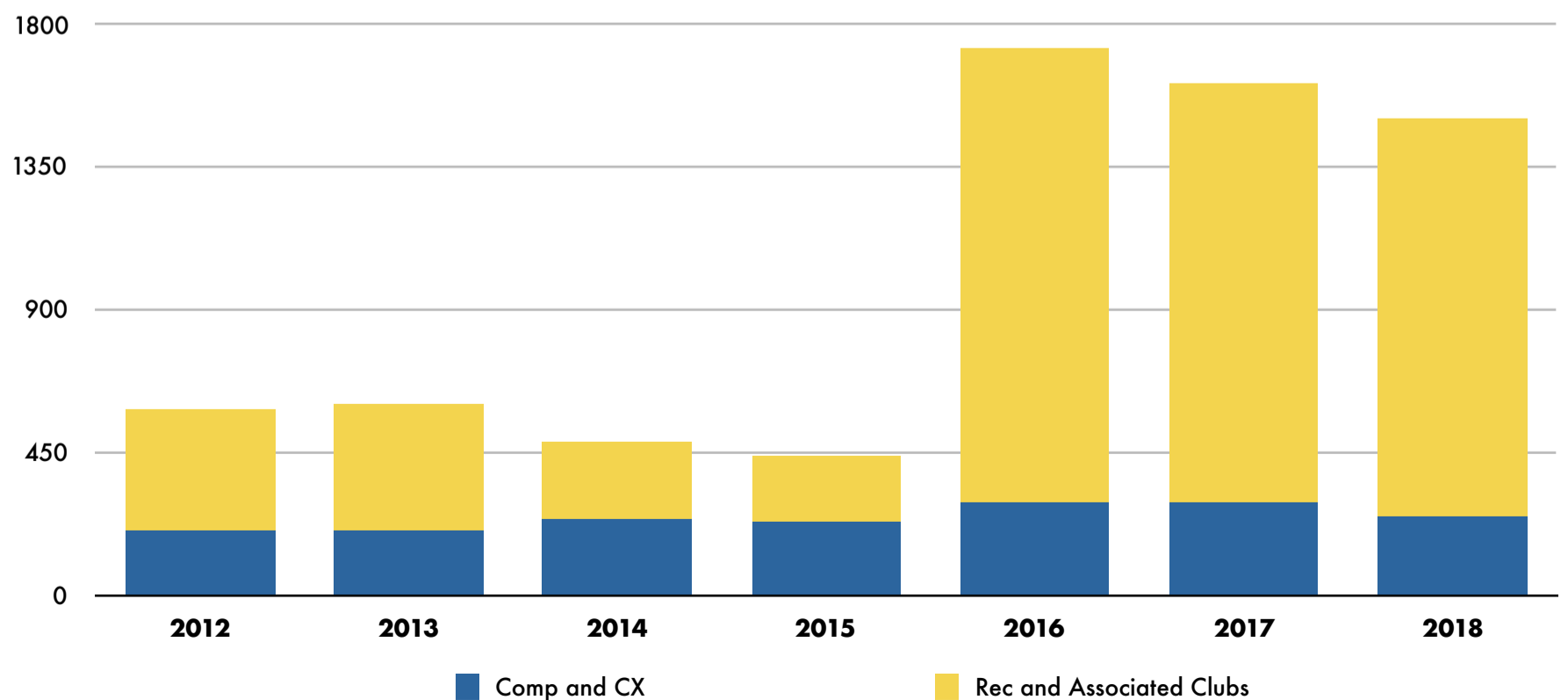
DISTRIBUTION OF MEMBERSHIP BY SECTOR AND GENDER

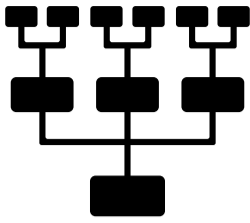
	Total 2018	Total 2017	% Change
Total Membership	1544	1615	-4%
General Membership	369	223	65%
Licensed/Tech Membership	204	235	-13%
Cyclocross Only Membership	40	52	-23%
Women on Wheels	38	13	192%
Associated Club Membership	893	1092	-18%

	Sector	Male	Female
General Membership	56.7%	63.4%	36.6%
Licensed/Tech member	37.5%	85.2%	14.8%
Women on Wheels	5.8%	0%	100%
Total (excluding Associated Clubs)	100%	67.9%	32.1%

CLUB MEMBERSHIP DATA

	Total 2018	Total 2017	% Change
Total Clubs	24	36	-33%
Affiliated Clubs	17	29	-41%
Associated Clubs	7	7	0%
Junior Affiliated Clubs	0	0	0%





STAFF- AND SECTOR-LED PROJECTS

TRANSPORTATION NETWORK EXPANSION AND ADVOCACY



Future trail way-finding signage.

Header

Message Body

- Creation of a provincial way-finding design guide that will be made available to all Nova Scotian Communities in 2019

- On- and Off-Road Design guide to assist Municipalities all over Nova Scotia in infrastructure design. This will start a degree of standardization of cycling-related infrastructure province-wide.

- Advocacy for regulations and legislation and working with Road Safety Committee leading to the Traffic Safety Act.

- On-Road Blue Route expansion between Windsor and Grand-Pre, with important trail projects in full swing along the North Shore (Pictou to Tatamagouche) as well as development of a new Rails to Trails in Cape Breton.

- Shoulder paving projects on Highway 7 and between Annapolis Royal and Port Royal. These projects are adding to the potential of the Blue Route network.
- Community and County Bicycle Route Design Studies in:
 - ▶ Antigonish
 - ▶ Bridgewater
 - ▶ Chester
 - ▶ Glace Bay
 - ▶ Lunenburg
 - ▶ Mahone Bay

RECREATION AND TOURING

"Where to Cycle in Nova Scotia"
Guidebook - Coming in spring of 2019

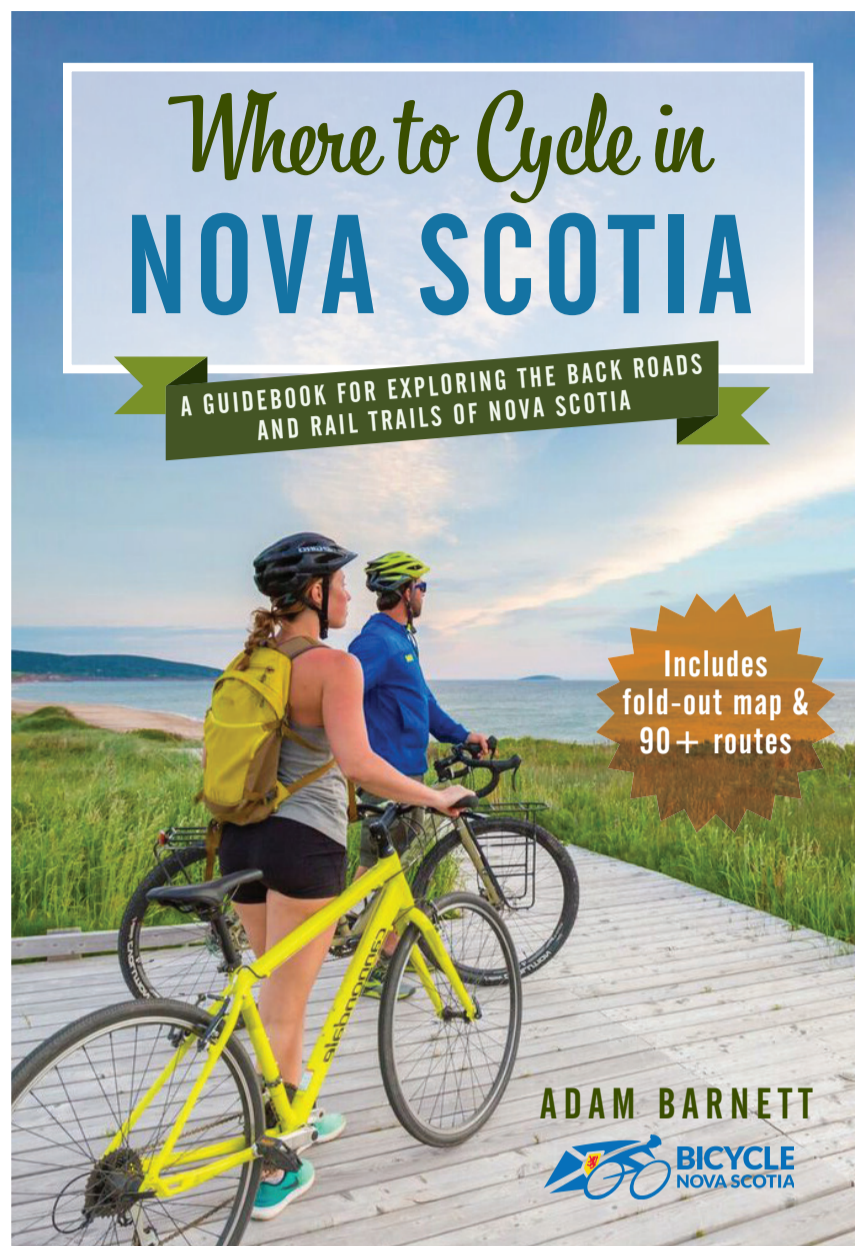
In early 2018, Bicycle Nova Scotia secured a deal with Nimbus to publish a new guidebook promoting cycling routes around Nova Scotia. The last book of this nature was published back in 1995.

The project started out by talking with cycling clubs, shops, and the cycling community to find out where the best rides can be found in the province. After consultation and revisions, a draft map of routes was developed.

Throughout the summer and fall of 2018, BNS staff Adam Barnett travelled around the province to check out the routes in order to gather information about them. After travelling over 5000kms and revising the map, the research was complete: over 100 routes of various lengths and types, all around Nova Scotia will be featured.



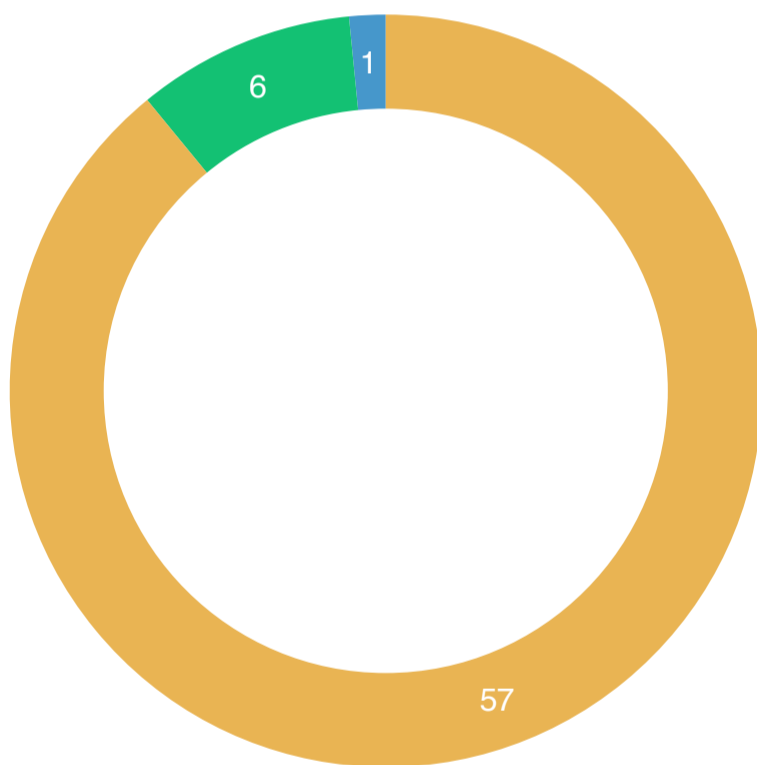
Digby Island Railbed
courtesy Jonathan Riley



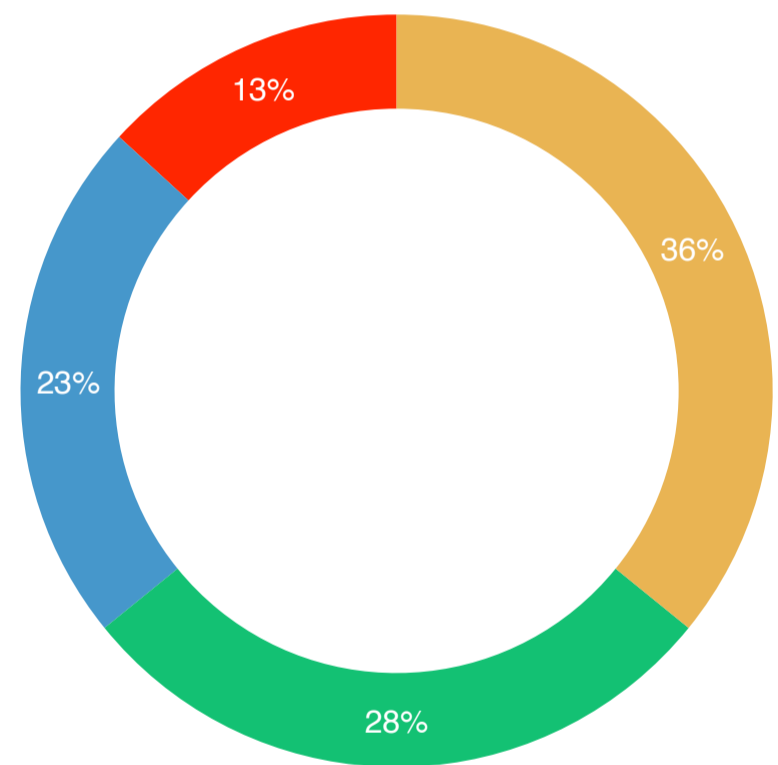
Possible cover design for "Where to Cycle in Nova Scotia" by Adam Barnett.
Published by Nimbus Publishing.

Where to Cycle in Nova Scotia is being designed to meet the needs of many types of riders. It is meant to be a guide for visitors to the province while also encouraging people who live here to explore and discover new places to cycle. The book will be launched in the spring of 2019 and we are excited to share it with the cycling community!

Bike Friendly Business network – A growing asset for cycle-touring in Nova Scotia



● Business ● Workplace ● Residence



● Shops and Services
● Food and Drink
● Hotels, B&Bs and Campgrounds
● Attractions or Community Buildings

In addition to our guidebook, BSN staff also focused on an initiative that started in the spring of 2018. Our Bike Friendly Certification program helps cycle-tourists identify businesses that go above and beyond in accommodating cycling and cycle touring in Nova Scotia. Some milestones with this program include:

- Over 50 participating businesses
- Six businesses have signed up as Bike Friendly Workplaces
- Velo Apartments have signed on as a Bike Friendly Residence

- Strong listings of businesses along the South Shore and Cape Breton.

- Lot of room for further gains along the Harvest Moon Trail in the Valley

As the Bike Friendly Certification program matures, we'll be doing more to try to mobilize our membership to support bike friendly businesses, workplaces and residences across Nova Scotia.



BNS skills camp in Kentville, NS

COMPETITION

- 8 Road Races
- 5 MTB Races
- 1 Gravel Grinder
- 1 Canada Cup Event in Kentville Nova Scotia! (Expected to return this summer)
- 1 Crit series hosted by Provincial Coach, Jon Burgess

ATHLETE DEVELOPMENT

In 2018, Bicycle Nova Scotia participated in a new provincial assessment tool to secure funding for 2019-2022 and give some direction regarding how our provincial training program could improve. As a result, we were awarded the funding needed to hire a Provincial Team Coach and the equipment necessary to help our Performance and Development Teams meet training goals to compete on a national level.

With direction from our provincial assessment tool, the Athlete Development roles and responsibilities have been reviewed to address gaps in the coaching and officiating sector of our strategic performance plan. This includes signing a pledge in relation to the Responsible Coaching Movement.

TEAM NOVA SCOTIA

This spring, Bicycle Nova Scotia established the Provincial Performance Team and the MTB Development Team. After an early season identification camp, the Development Team participated in four day camps and one national talent ID camp which introduced athletes to various aspects of performance training, skill development and training for a focused event. The Kentville Canada Cup allowed athletes to showcase their dedication to a local audience. Our Performance Team



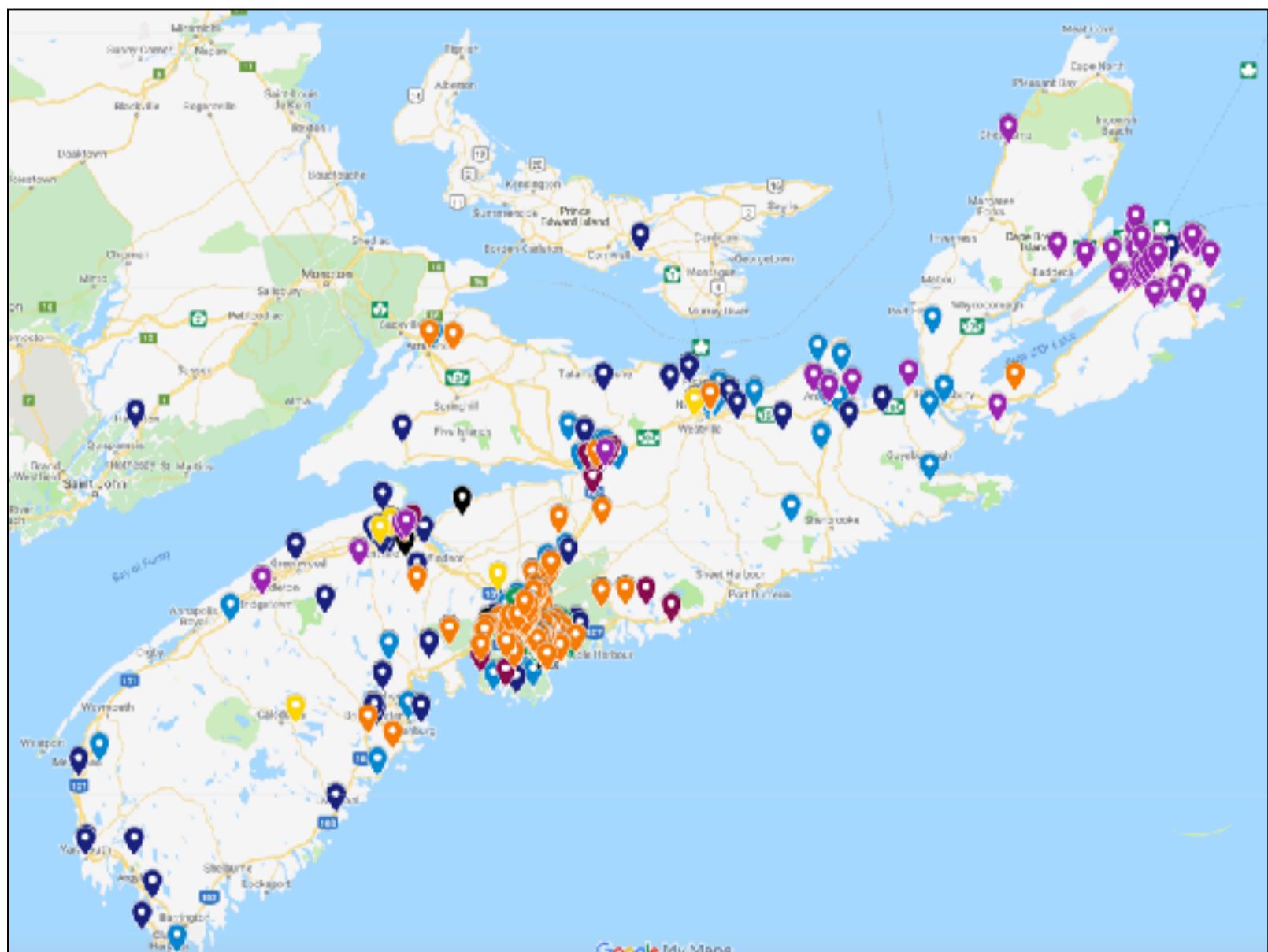
Training Camp, 2018

is providing Nova Scotia's top cycling talent with the necessary support to develop into national caliber athletes.

In all, our performance team participated in:

- A winter endurance camp in North Carolina
- Weekly skills development sessions in Halifax
- Attended road nationals
- Competed in Tour de l'Abitibi
- Local road, MTB and cyclocross calendar

With 2019 well under way the team is currently completing weekly strength training with the Sport Center Atlantic. We're also holding a winter camp in Utah with Team Alberta and Saskatchewan.



BNS membership distribution in Nova Scotia, New Brunswick and PEI. Not Pictured, Ontario Members.

INCOME STATEMENT

For the year-ended December 31st, 2018

	2018	2017	2016
Revenue			
<i>General Revenue</i>			
Affiliated Club Fees	\$ 1,948	\$ 2,390	\$ 2,983
Associated Club Fees	\$ 3,194	\$ 887	\$ 666
Athlete Development Equipment Revenue	\$ 0	\$ 3,080	\$ 0
Athlete Development Fees	\$ 29,813	\$ 14,473	\$ 3,000
Athlete Development Grant	\$ 6,300	\$ 1,500	\$ 0
Athlete Development Sales	\$ 2,500	\$ 75	\$ 975
Canada Games Fees	\$ 0	\$ 44	\$ 63
Canada Games Grant	\$ 0	\$ 15,961	\$ 18,731
CCC Insurance	\$ 0	\$ 0	\$ 120
Donations Revenue	\$ 2,105	\$ 2,141	\$ 0
General Membership	\$ 13,250	\$ 7,927	\$ 7,597
Interest Income	\$ 537	\$ 1,143	\$ 322
Licence Fees	\$ 34,305	\$ 25,433	\$ 24,451
Miscellaneous Revenue	\$ 0	\$ 1,962	\$ 196
One-Event Membership (OEM) Fees	\$ 3,060	\$ 8,153	\$ 4,128
Province of NS Block Funding	\$ 85,472	\$ 15,000	\$ 13,500
Race Event Grant (Canada Cup)	\$ 4,000	\$ 0	\$ 0
Sanctioning Fees	\$ 42,295	\$ 2,530	\$ 2,458
Total General Revenue	\$ 228,778	\$ 102,699	\$ 76,732
<i>Roadways, Education & Bikeways Advocacy (REBA) Revenue</i>			
ACOA – Blue Route Funding	\$ 303,581	\$ 315,682	\$ 0
Federal Government – CSJ Funding	\$ 4,419	\$ 5,808	\$ 0
Federation of Canadian Municipalities (Formerly UNSM)	\$ 637	\$ 0	\$ 0
Municipal Funding – cycle.ns.ca	\$ 0	\$ 0	\$ 1,868
Other Funding – cycle.ns.ca	\$ 2,440	\$ 50,000	\$ 500
Other REBA Funding	\$ 0	\$ 0	\$ 346
Province of NS – Block Funding	\$ 85,472		
Province of NS – cycle.ns.ca	\$ 100,000	\$ 8,744	\$ 1,481
Province of NS – REBA Grant	\$ 18,800	\$ 65,260	\$ 70,699
Province of NS – Women on Wheels		\$ 270	\$ 933
Quality Urban Energy Systems of Tomorrow Funding	\$ 0	\$ 0	\$ 3,465
REBA Connect Revenue	\$ 1,948	\$ 25,900	\$ 24,146
Sport NS Participation Funding	\$ 0	\$ 5,000	\$ 5,000
Total REBA Revenue	\$ 517,297	\$ 476,664	\$ 108,438
Total Revenue	\$ 746,075	\$ 579,363	\$ 187,627

2018**2017****2016****Expenses***General Expenses*

Athlete Development Administration	\$ 4,885	\$ 60	\$ 75
Athlete Development Equipment	\$ 2,422	\$ 6,553	\$ 500
Athlete Development Programming		\$ 11,949	\$ 14,081
Athlete Development Travel	\$ 15,564	\$ 27,399	\$ 5,945
Bank Charges	\$ 115	\$ 536	\$ 145
BNS REBA Salary Contribution	\$ 0	\$ 0	\$ 5,000
Canada Games Equipment & Rental	\$ 0	\$ 0	\$ 2,169
CCC Affiliation	\$ 10,150	\$ 5,820	\$ 9,164
CCC Insurance	\$ 0	\$ 0	\$ 15,541
Federal Salary	\$ 805	\$ 8,050	\$ 0
General Administration	\$ 3,955	\$ 9,982	\$ 3,646
General Awards & Banquet	\$ 5,092	\$ 1,948	\$ 1,512
General Insurance	\$ 25,240	\$ 10,700	\$ 1,420
General Miscellaneous	\$ 1,387	\$ 368	\$ 196
General Salary	\$ 174,600	\$ 10,900	\$ 4,953
General Travel	\$ 5,204	\$ 0	\$ 923
Marketing & Communications	\$ 2,413	\$ 6,911	\$ 322
Membership & Club Fees Clearing	\$ 1,660	\$ 2,965	\$ 2,850
Mountain Bike Administration	\$ 293	\$ 3,313	\$ 100
Operating Fees & Membership	\$ 31	\$ 1,178	\$ 669
Race Registration Clearing	\$ 3,318	\$ 0	\$ (80)
Road Administration	\$ 558	\$ 2,810	\$ 2,122
Website Expense	\$ 690	\$ 776	\$ 645
Total General Expenses	\$ 258,379	\$ 112,218	\$ 71,898

Road, Education & Bikeways Advocacy

General Salary	\$ 15,000	\$ 75,700	\$ 72,042
General Programming	\$ 68,111	\$ 0	\$ 1,560
Women on Wheels	\$ 4,581	\$ 3,727	\$ 933
Welcome Cyclists Program		\$ 47,747	\$ 0
REBA Programming		\$ 344,834	\$ 1,505
REBA Events		\$ 17,169	\$ 0
REBA Depreciation		\$ 0	\$ 786
REBA Connect Expense	\$ 141,563	\$ 0	\$ 21,646
REBA Rent	\$ 10,392	\$ 2,734	\$ 1,270
cycle.ns.ca	\$ 0	\$ 12,751	\$ 3,849
Quality Urban Energy Systems of Tomorrow	\$ 0	\$ 0	\$ 3,465
Total REBA Expenses	\$ 239,647	\$ 504,662	\$ 107,056
Total Expenses	\$ 498,026	\$ 616,879	\$ 178,954

BALANCE SHEET

As of December 31st 2018

2018

2017

2016

Assets

Current Assets

Cash	\$ 103,520	\$ 159,305	\$ 61,372
Investments	\$ 111,449	\$ 155,000	\$ 155,000
Prepaid Expenses	\$ 0	\$ 0	\$ 0
Accounts Receivable		\$ 30,740	\$ 19,316
Total Current Assets	\$ 214,969	\$ 345,045	\$ 235,688
Computers	\$ 6,876	\$ 2,359	\$ 2,359
Less: Amortization		\$ (2,359)	\$ (2,359)
Equipment		\$ 0	\$ 0
Less: Amortization		\$ 0	\$ 0
Total Assets	\$ 221,846	\$ 345,045	\$ 235,688

Liabilities and Retained Earnings

Current Liabilities

Accounts Payable		\$ 172,571	\$ 6,514
Deferred Revenue		\$ 0	\$ 1,250
Canada Games Deferred Revenue		\$ 0	\$ 15,000
REBA Deferred Revenue		\$ 15,996	\$ 31,040
Total Current Liabilities		\$ 188,566	\$ 53,804
Retained Earnings (General)		\$ 25,169	\$ 30,202
Retained Earnings (REBA)		\$ 129,622	\$ 52,575
Surplus (Deficit) for the period (General)		\$ (1,354)	\$ 22,061
Surplus (Deficit) for the period (REBA)		\$ 3,042	\$ 77,047
Total Retained Earnings		\$ 156,479	\$ 181,884
Total liabilities and retained earnings		\$ 345,045	\$ 235,688

